


EBL FIRST MUTUAL FUND
Statement of Financial Position (Un-audited)
As at March 31, 2016

	Amount in Taka	
	31-Mar-16	30-Jun-15
ASSETS		
Investment at fair value	1,099,103,470	992,942,643
Dividend Receivable	3,273,652	5,294,161
Interest Receivables	2,605,463	224,545
Advance, Deposit & Prepayments	2,805,481	3,173,474
Other Receivable	51,219,327	1,214,834
Cash & cash equivalents	48,674,108	173,155,885
Preliminary & Issue Expenses	11,335,482	13,859,579
	1,219,016,984	1,189,865,119
LIABILITIES		
Accounts Payable	5,338,933	8,557,879
	5,338,933	8,557,879
Net Assets	1,213,678,051	1,181,307,240
OWNERS' EQUITY		
Capital Fund	1,159,616,270	1,091,575,090
Unit Premium	16,793,986	8,424,910
Dividend Equalization Reserve	-	-
Market Risk Reserve	-	-
Retained Earnings	37,267,795	81,307,240
	1,213,678,051	1,181,307,240
Net Assets Value (NAV)		
At cost	1,310,050,553	1,283,631,536
At Market (Fair Value)	1,213,678,051	1,181,307,240
Net Assets Value (NAV) per unit		
At cost	11.30	11.76
At Market (Fair Value)	10.47	10.82

On behalf of EBL 1st Mutual Fund:


Chairman, Trustee
Investment Corporation of Bangladesh


CEO & Managing Director
Asset Manager
Bangladesh RACE Management PCL


Member, Trustee
Investment Corporation of Bangladesh


Chief of Operations
Asset Manager
Bangladesh RACE Management PCL

Dhaka
Date: April 28, 2016


Chief Compliance Officer
Asset Manager
Bangladesh RACE Management PCL



EBL FIRST MUTUAL FUND

Statement of Profit or Loss and Other Comprehensive Income (Un-audited)
For the period from July 01, 2015 to March 31, 2016

	Amount in Taka		Amount in Taka	
	July 01 , 2015 to March 31, 2016	July 01 , 2014 to March 31, 2015	Jan.01 ,2016 to March 31,2016	Jan.01 ,2015 to March 31,2015
INCOME				
Interest Income	10,163,747	20,283,642	2,605,345	4,181,010
Net Income on sale of Securities	7,512,252	31,597,199	4,390,704	1,987,759
Income from capital market investment	27,205,462	21,942,194	6,664,624	10,770,311
Other Income	18,870	-	-	-
	44,900,331	73,823,036	13,660,673	16,939,080
EXPENSES				
Management Fees	12,171,695	11,358,390	4,016,532	3,686,831
Amortization of Preliminary & Issue Exp.	2,524,097	2,514,919	835,246	826,068
Annual Listing Fees	1,573,416	969,430	543,853	319,156
Trustee Fees	750,000	750,000	250,000	250,000
Custodian Fees	759,638	526,838	206,664	182,879
CDBL charges	164,690	135,371	52,671	36,859
Bank charges	72,156	67,713	8,990	415
Other Expenses	465,622	256,473	214,512	27,716
	18,481,314	16,579,133	6,128,467	5,329,923
Profit during the year	26,419,017	57,243,903	7,532,206	11,609,157
(Provision) or writeback	5,951,795	11,737,343	(22,886,385)	37,877,079
Net profit for the period	32,370,812	68,981,246	(15,354,179)	49,486,236
Earnings per unit (EPU)	0.28	0.59	(0.13)	0.43

On behalf of EBL 1st Mutual Fund:




Chairman, Trustee
Investment Corporation of Bangladesh




CEO & Managing Director
Asset Manager
Bangladesh RACE Management PCL



Member, Trustee
Investment Corporation of Bangladesh



Chief of Operations
Asset Manager
Bangladesh RACE Management PCL



Chief Compliance Officer
Asset Manager
Bangladesh RACE Management PCL




Dhaka
Date: April 28, 2016

EBL FIRST MUTUAL FUND
Statement of Changes in Equity
For the period 31 March 2016

Particulars	Capital Fund	Unit Premium	Dividend Equalization Reserve	Unrealised Gain	Retained Earnings	Total Equity
Balance as at 1 July 2015	1,091,575,090	8,424,910	-	102,324,297	81,307,239	1,283,631,536
Dividend (Re-investment) for 2014	68,041,180	8,369,076	-	-	(76,410,256)	-
Earnings during the year	-	-	-	(102,324,297)	32,370,812	(69,953,485)
Balance as at 31 March 2016	1,159,616,270	16,793,986	-	-	37,267,795	1,213,678,051

On behalf of EBL 1st Mutual Fund:




Chairman, Trustee
Investment Corporation of Bangladesh



Member, Trustee
Investment Corporation of Bangladesh



CEO & Managing Director
Asset Manager
Bangladesh RACE Management PCL



Chief of Operations
Asset Manager
Bangladesh RACE Management PCL



Chief Compliance Officer
Asset Manager
Bangladesh RACE Management PCL




Dhaka
Date: April 28, 2016

EBL FIRST MUTUAL FUND
Statement of Cash Flows
For the period from July 01, 2015 to March 31, 2016

	Amount in Taka	
	July 01, 2015 to March 31, 2016	July 01, 2014 to March 31, 2015
A. Cash flows from/ (used in) Operating Activities		
Interest on Bank Deposits	7,782,829	19,824,348
Dividend Income	28,494,528	18,213,025
Profit from sell of securities	7,512,252	31,597,199
Other income	18,870	-
Operating expenses	(19,176,165)	(18,362,421)
Change in Advances, Deposits & Prepayments	132,268	1,118,767
Net cash from Operating Activities	24,764,581	52,390,918
B. Cash flows from Investing Activities		
Net Investment in Shares & Securities	(149,246,358)	(149,532,913)
Net cash from investing Activities	(149,246,358)	(149,532,913)
C. Cash flows from Financing Activities		
Capital Fund	-	-
Dividend paid	-	(76,410,256)
Net cash used in Financing Activities	-	(76,410,256)
Net cash flows (A+B+C)	(124,481,777)	(173,552,251)
Cash & Cash Equivalents at the Beginning of the period	173,155,885	341,766,653
Cash & Cash Equivalents at the end of the period	48,674,108	168,214,401
Net Operating Cash flow per unit (NOCFPU)	0.21	0.45

On behalf of EBL 1st Mutual Fund:


Chairman, Trustee
Investment Corporation of Bangladesh


Member, Trustee
Investment Corporation of Bangladesh


CEO & Managing Director
Asset Manager
Bangladesh RACE Management PCL


Chief of Operations
Asset Manager
Bangladesh RACE Management PCL

Fr 
Chief Compliance Officer
Asset Manager
Bangladesh RACE Management PCL

Dhaka
Date: April 28, 2016

