



EBL NRB MUTUAL FUND
Statement of Financial Position (Un-Audited)
As at September 30, 2016

	Amount in Taka	
	30-Sep-16	30-Jun-16
<u>ASSETS</u>		
Investment-at Fair Value	1,581,588,282	1,644,445,644
Dividend Receivable	2,512,645	1,345,518
Interest Receivable	17,795,981	11,487,118
Advance, Deposit & Prepayments	3,252,020	4,617,090
Other Receivable	133,884,545	39,929,658
Cash & Cash Equivalents	295,042,634	319,251,645
Preliminary & Issue Expenses	22,876,428	24,118,098
	2,056,952,536	2,045,194,771
<u>LIABILITIES</u>		
Accounts Payable	7,582,336	12,652,890
	7,582,336	12,652,890
Net Assets	2,049,370,199	2,032,541,881
<u>OWNERS' EQUITY</u>		
Capital Fund	1,957,447,880	1,871,216,700
Unit Premium	55,444,272	48,114,617
Unrealised Gain	-	1,891,659
Retained Earnings	36,478,047	111,318,905
	2,049,370,199	2,032,541,881
Net Assets Value (NAV)		
At Market (Fair Value)	2,049,370,199	2,032,541,881
At Cost	2,050,993,174	2,030,650,222
Net Assets Value (NAV) per unit		
At Market (Fair Value)	10.47	10.86
At Cost	10.48	10.85

On behalf of EBL NRB Mutual Fund:



Member, Trustee
Bangladesh General Insurance Co. Ltd.


CEO & Managing Director
Bangladesh RACE Management, PCL


Member, Trustee
Bangladesh General Insurance Co. Ltd.


Chief of Operations
Bangladesh RACE Management, PCL

Dhaka
Date: November 09, 2016


Chief Compliance Officer
Bangladesh RACE Management, PCL




EBL NRB MUTUAL FUND

Statement of Profit or Loss & other Comprehensive Income (Un-Audited)


For the period from July 01, 2016 to September 30, 2016

	Amount in Taka	
	July 01, 2016 to Sept.30, 2016	July 01, 2015 to Sept.30, 2015
<u>INCOME</u>		
Interest Income	13,305,150	16,396,663
Net Income on sale of securities	8,537,400	2,660,463
Income from dividend	7,996,218	4,367,563
Other Income	-	21,195
	29,838,768	23,445,885
<u>EXPENSES</u>		
Management Fees	6,147,350	6,018,383
Amortization of Preliminary & Issue Exp.	1,241,670	1,241,671
Annual Listing Fees	1,292,757	1,060,998
Trustee Fees	498,767	456,510
Custodian Fees	190,335	220,659
CDBL Charges	69,145	69,162
Bank Charges	190	1,543
Other Expenses	55,600	20,935
	9,495,814	9,089,860
Profit for the period	20,342,953	14,356,024
Market risk reserve (Provision)/Write back	(1,622,975)	35,208,832
Net Profit for the period	18,719,978	49,564,856
Earnings per unit (EPU)	0.10	0.25

On behalf of EBL NRB Mutual Fund:


Member, Trustee
Bangladesh General Insurance Co. Ltd.



CEO & Managing Director
Bangladesh RACE Management, PCL


Member, Trustee
Bangladesh General Insurance Co. Ltd.


Chief of Operations
Bangladesh RACE Management, PCL

Dhaka
Date: November 09, 2016



Chief Compliance Officer
Bangladesh RACE Management, PCL



EBL NRB MUTUAL FUND
Statement of Changes in Equity (Un-Audited)
For the period ended September 30, 2016

Particulars	Capital fund	Unit premium	Unrealised gain on investment	Retained earnings	Total equity
Balance at June 30, 2016	1,871,216,700	48,114,617	1,891,659	111,318,905	2,032,541,881
Net profit for the year	-	-	-	18,719,978	18,719,978
Dividend (Re-investment)	86,231,180	7,329,655	-	(93,560,835)	-
Unrealized gain adjustment	-	-	(1,891,659)	-	(1,891,659)
Balance at September 30, 2016	1,957,447,880	55,444,272	-	36,478,047	2,049,370,199


On behalf of EBL NRB Mutual Fund:




Member, Trustee
 Bangladesh General Insurance Co. Ltd.



CEO & Managing Director
 Bangladesh RACE Management, PCL



Member, Trustee
 Bangladesh General Insurance Co. Ltd.

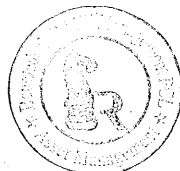


Chief of Operations
 Bangladesh RACE Management, PCL



Chief Compliance Officer
 Bangladesh RACE Management, PCL

Dhaka
 Date: November 09, 2016



EBL NRB MUTUAL FUND

Statement of Cash Flows (Un-Audited)

For the period from July 01, 2016 to September 30, 2016


Particular	July 01, 2016 to Sept. 30, 2016	July 01, 2015 to Sept. 30, 2015
Cash flows from operating activities:		
Interest Income	6,996,286	11,784,478
Income from dividend	6,829,091	9,594,956
Net Income on sale of securities	8,537,400	2,660,463
Other income	-	21,195
Operating expenses	(11,959,627)	(10,836,107)
Net cash flow from operating activities (A)	10,403,149	13,224,986
Cash flows from investing activities:		
Net Investment in securities	(34,612,160)	(92,627,815)
Net cash used in investing activities (B)	(34,612,160)	(92,627,815)
Cash flows from financing activities:		
Capital contribution	-	-
Net cash from financing activities (C)	-	-
Net increase/(decrease) (D = A+B+C)	(24,209,011)	(79,402,829)
Opening cash and cash equivalents (E)	319,251,645	510,821,073
Closing cash and cash equivalents (F = D+E)	295,042,634	431,418,244

Net Operating Cash Flow Per Unit (NOCFPU)


0.05

0.07

On behalf of EBL NRB Mutual Fund:


Member, Trustee
Bangladesh General Insurance Co. Ltd.


CEO & Managing Director
Bangladesh RACE Management, PCL


Member, Trustee
Bangladesh General Insurance Co. Ltd.


Chief of Operations
Bangladesh RACE Management, PCL

Dhaka
Date: November 09, 2016


Chief Compliance Officer
Bangladesh RACE Management, PCL

