







IFIC Bank 1ST MUTUAL FUND
Statement of Financial Position (Un-audited)
as at September 30, 2017


	Amount in Taka	
	30-Sep-17	30-Jun-17
<u>Assets</u>		
Investments-at Fair value	2,010,459,682	1,862,304,522
Dividend Receivable	542,315	6,661,474
Interest Receivable	7,711,560	3,806,100
Other Receivables	539	539
Advance, Deposit & Prepayments	3,631,240	4,682,757
Cash & Cash equivalents	97,334,153	114,477,610
Preliminary & Issue Expenses	12,303,335	13,543,102
	2,131,982,825	2,005,476,103
<u>LIABILITIES</u>		
Accounts Payable	93,721,908	50,475,916
	93,721,908	50,475,916
Net Assets	2,038,260,916	1,955,000,187
<u>OWNERS' EQUITY</u>		
Capital Fund	1,744,685,580	1,616,494,140
Unit Premium	87,390,895	53,932,921
Unrealized Gain	185,969,612	84,676,650
Retained Earnings	20,214,830	199,896,476
	2,038,260,916	1,955,000,187
Net Assets Value (NAV)		
At Cost	1,852,291,482	1,870,323,536
At Market (adjusted)	2,038,260,916	1,955,000,187
Net Assets Value (NAV) per unit		
At Cost	10.62	11.57
At Market (adjusted)	11.68	12.09
	<i>On behalf of IFIC 1st Mutual Fund:</i>	
 Chairman, Trustee Investment Corporation of Bangladesh	 CEO & Managing Director Asset Manager Bangladesh RACE Management PCL	
 Member, Trustee Investment Corporation of Bangladesh	 Chief of Operations Asset Manager Bangladesh RACE Management PCL	
	 Chief Compliance Officer Asset Manager Bangladesh RACE Management PCL	

Dhaka
Date: November 12, 2017



IFIC Bank 1ST MUTUAL FUND
Statement of Profit or Loss and Other Comprehensive Income (Un-audited)
For the period from July 01 to September 30, 2017


	Amount in Taka	
	July 01, 2017 to Sep. 30, 2017	July 01, 2016 to Sep. 30, 2016
<u>INCOME</u>		
Interest Income	8,047,213	9,782,711
Net Income on sale of marketable securities	6,040,395	12,947,029
Dividend Income	9,921,738	4,556,380
	24,009,346	27,286,120
<u>EXPENSES</u>		
Management Fees	6,091,395	5,223,025
Amortization of Preliminary & Issue Exp.	1,239,766	1,239,767
Annual Listing Fees	1,292,913	1,187,365
Trustee Fees	377,768	382,947
Custodian Fees	493,344	349,233
CDBL Charges	130,912	87,264
Bank Charges	288	180
Other Expenses	85,310	71,922
	9,711,696	8,541,703
Net Profit before Provision	14,297,650	18,744,417
Provision against Investment-adjustment/(expense)	-	(9,282,570)
Net Profit after Provision	14,297,650	9,461,847
Earnings per unit (EPS)	0.08	0.05



Chairman, Trustee
Investment Corporation of Bangladesh



Member, Trustee
Investment Corporation of Bangladesh

Dhaka
Date: November 12, 2017

On behalf of IFIC 1st Mutual Fund:


CEO & Managing Director
Asset Manager
Bangladesh RACE Management PCL


Chief of Operations
Asset Manager
Bangladesh RACE Management PCL


Chief Compliance Officer
Asset Manager
Bangladesh RACE Management PCL

IFIC Bank 1st Mutual Fund
Statement of Changes in Equity
for the year ended 30 September, 2017

Particulars	Amount in Taka				
	Unit Capital Fund	Unit Premium	Unrealized Gain	Retained Earnings	Total Equity
Balance at 30 June 2017	1,616,494,140	53,932,921	84,676,650	199,896,476	1,955,000,187
Dividend for 2016-2017 (RIU)	128,191,440	33,457,974	-	(161,649,414)	-
Dividend for 2016-2017 (Cash)	-	-	-	(32,329,883)	(32,329,883)
Unrealized Gain	-	-	101,292,962	-	101,292,962
Profit during the year	-	-	-	14,297,650	14,297,650
Balance at 30 Sep 2017	1,744,685,580	87,390,895	185,969,612	20,214,830	2,038,260,916


Statement of Changes in Equity
for the year ended 30 September, 2016

Particulars	Amount in Taka				
	Unit Capital Fund	Unit Premium	Unrealized Gain	Retained Earnings	Total Equity
Balance at 30 June 2016	1,531,787,030	46,732,809	-	96,091,523	1,674,611,362
Dividend for 2015-2016 (RIU)	84,707,110	7,200,112	-	(91,907,222)	-
Profit during the year	-	-	-	9,461,847	9,461,847
Balance at 30 Sep 2016	1,616,494,140	53,932,921	-	13,646,148	1,684,073,209

On behalf of IFIC 1st Mutual Fund:


Chairman, Trustee

Investment Corporation of Bangladesh


Member, Trustee


Investment Corporation of Bangladesh

Dhaka

Date: November 12, 2017


CEO & Managing Director

Asset Manager
Bangladesh RACE Management PCL


Chief of Operations

Asset Manager
Bangladesh RACE Management PCL


Chief Compliance Officer


Asset Manager
Bangladesh RACE Management PCL

IFIC Bank 1st Mutual Fund
Statement of Cash Flows (Un-Audited)
For the period from July 01 to September 30, 2017

	Amounts in Taka	
	July 01, 2017 to Sep 30, 2017	July 01, 2016 to Sep 30, 2016
A. Cash Flows from Operating Activities:		
Interest on Bank Deposits	4,141,753	4,053,622
Net Income on sale of marketable securities	6,040,395	12,947,029
Dividend Income	16,040,897	4,741,854
Advance Deposit and Receivable	1,051,517	1,124,060
Operating Expenses	(14,454,377)	(12,489,194)
Net Cash from / (used) Operating Activities	12,820,186	10,377,370
B. Cash Flows from / (used) in Investing Activities:		
Investments	(4,303,564)	(10,984,410)
Net Cash from / (used) in Investing Activities	(4,303,564)	(10,984,410)
C. Cash Flows from Financing Activities		
Dividend Paid	(25,660,079)	-
Net Cash from / (used) Financing Activities	(25,660,079)	-
D. Net Cash Flows (A+B+C)	(17,143,456)	(607,040)
E. Cash & Cash Equivalents at the beginning of the year	114,477,610	210,289,969
F. Cash & Cash Equivalents at the end of the year (D+E)	97,334,153	209,682,930
Net Operating Cash Flow Per Unit (NOCFPU)	0.07	0.06


On behalf of IFIC 1st Mutual Fund:



Chairman, Trustee
Investment Corporation of Bangladesh


Member, Trustee
Investment Corporation of Bangladesh

Dhaka
Date: November 12, 2017


CEO & Managing Director
Asset Manager
Bangladesh RACE Management PCL


Chief of Operations
Asset Manager
Bangladesh RACE Management PCL


Chief Compliance Officer
Asset Manager
Bangladesh RACE Management PCL