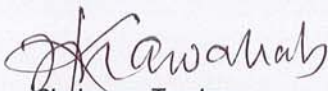


RACE FINANCIAL INCLUSION UNIT FUND
Statement of Financial Position (Un-Audited)
As at March 31, 2022

Particulars	Note	Amount in Taka
		31-Mar-22
ASSETS		
Investment at Fair Value	1.00	113,476,637
Dividend Receivable	2.00	308,340
Interest Receivable	3.00	920,570
Receivable from Brokerhouse	4.00	124,352,340
Cash & Cash Equivalents	5.00	26,824,769
Preliminary & Issue Expenses	6.00	3,507,049
		269,389,705
LIABILITIES		
Accounts Payable	7.00	4,489,286
		4,489,286
NET ASSETS		
		264,900,419
OWNERS' EQUITY		
Capital Fund		250,000,000
Retained Earnings	8.00	14,900,419
		264,900,419
Net Assets Value (NAV)-at Cost	9.00	265,626,338
No. of unit		25,000,000
		10.63
Net Assets Value (NAV)-at Fair Value	9.00	264,900,419
No. of unit		25,000,000
		10.60

On behalf of RACE Financial Inclusion Unit Fund



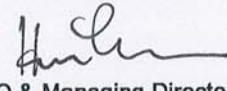
Chairman, Trustee
SENTINEL Trustee & Custodial Services Limited



Member, Trustee
SENTINEL Trustee & Custodial Services Limited

Dhaka,
Date: April 28, 2022






CEO & Managing Director
Asset Manager
Bangladesh RACE Management PCL



Head of Fund Accounts
Asset Manager
Bangladesh RACE Management PCL



Chief Compliance Officer
Asset Manager
Bangladesh RACE Management PCL

RACE FINANCIAL INCLUSION UNIT FUND

Statement of Profit or Loss & Other Comprehensive Income (Un-Audited)
For the period from January 20, 2022 to March 31, 2022

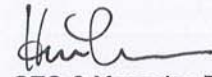
Particulars	Notes	Amount in Taka
		Jan 20, 2022 to Mar 31, 2022
INCOME		
Net Profit on Sale of Securities		15,477,568
Dividend from Investment		308,340
Interest Income	10.00	1,148,318
		16,934,225
EXPENSES		
Management Fee		735,945
Amortization of Preliminary & Issue Exp.		100,161
Trustee Fee		62,092
Audit Fee		11,500
Bank Charge		1,841
Printing Publication & IPO Expenses	11.00	275,000
		1,186,539
Profit Before Provision		15,747,687
(Total Provision for VAT, Tax & write off)/ write back against erosion of fair		(847,268)
(A) Net Profit after Provision transferred to retained earnings		14,900,419
Other Comprehensive Income:		
Unrealised gain/(Loss)		(725,918)
Total profit and loss & other comprehensive income		14,174,501
(B) No. of Unit		25,000,000
Earnings Per Unit (EPU)*	12.00	0.60

* The EPU has been calculated, dividing (A) Net profit after provision transferred to retained earnings by (B) outstanding units as on March 31, 2022.


On behalf of RACE Financial Inclusion Unit Fund




Chairman, Trustee
SENTINEL Trustee & Custodial Services Limited




CEO & Managing Director
Asset Manager
Bangladesh RACE Management PCL



Member, Trustee
SENTINEL Trustee & Custodial Services Limited



Head of Fund Accounts
Asset Manager
Bangladesh RACE Management PCL



Chief Compliance Officer
Asset Manager
Bangladesh RACE Management PCL

Dhaka,
Date: April 28, 2022

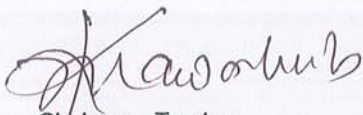


RACE FINANCIAL INCLUSION UNIT FUND
Statement of Changes in Equity (Un-Audited)
For the Period Ended March 31, 2022


Amount in Taka

Particulars	Capital Fund	Retained Earnings	Total Equity
Fund Capital	250,000,000	-	250,000,000
Net Profit during the Period	-	14,900,419	14,900,419
Balance at March 31, 2022	250,000,000	14,900,419	264,900,419

On behalf of RACE Financial Inclusion Unit Fund



Chairman, Trustee
SENTINEL Trustee & Custodial Services Limited




CEO & Managing Director
Asset Manager
Bangladesh RACE Management PCL



Member, Trustee
SENTINEL Trustee & Custodial Services Limited



Head of Fund Accounts
Asset Manager
Bangladesh RACE Management PCL



Chief Compliance Officer
Asset Manager
Bangladesh RACE Management PCL

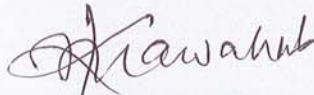
Dhaka,
Date: April 28, 2022



RACE FINANCIAL INCLUSION UNIT FUND
Statement of Cash Flows (Un-Audited)
For the Period Ended March 31, 2022

Particulars	Amount in Taka
	Jan 20, 2022 to Mar 31, 2022
A. Cash Flows from / (used in) Operating Activities	
Net Profit on Sale of Securities	15,477,568
Interest Income	227,748
Operating Expenses	(204,301)
Net Cash from Operating Activities	15,501,014
B. Cash Flows from/(used in) Investing Activities	
Net Investment in Securities	(238,676,245)
Net Cash Used in Investing Activities	(238,676,245)
C. Cash Flows from/(used in) Financing Activities	
Fund Capital	250,000,000
Net Cash used in Financing Activities	250,000,000
Net cash flows (A+B+C)	26,824,769
Cash & Cash Equivalents at beginning of the period	-
Cash & Cash Equivalents at end of the period	26,824,769
 Net Operating Cash Flow Per Unit (NOCFPU)	 0.62

On behalf of RACE Financial Inclusion Unit Fund

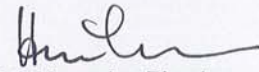


Chairman, Trustee
SENTINEL Trustee & Custodial Services Limited



Member, Trustee
SENTINEL Trustee & Custodial Services Limited

Dhaka,
Date: April 28, 2022


CEO & Managing Director
Asset Manager

Bangladesh RACE Management PCL



Head of Fund Accounts
Asset Manager

Bangladesh RACE Management PCL



Chief Compliance Officer
Asset Manager

Bangladesh RACE Management PCL

RACE FINANCIAL INCLUSION UNIT FUND
Notes to the Financial Statements
For the period ended March 31, 2022

01.00 Valuation of Investment at Fair Value:

Fair Value is a market-based measurement. It is to estimate the price at which an orderly transaction to sell the assets or to transfer the liability would take place between market participants at the measurement date under current market condition. As per IFRS-13, RACE Financial Inclusion Unit Fund (the fund) adopts the assumption the market participants would use when pricing the assets, including assumptions about risk (a) the risk inherent in a particular valuation technique used to measure fair value (such as pricing model); and (b) the risk inherent in quoted price/input to the valuation technique.

For Capital Market Securities-Listed:

The Capital Market Securities-Listed are valued at the closing quoted market price only on the Dhaka Stock Exchange on the date of Valuation i.e., on March 31, 2022 as per IFRS-13 Fair Value Measurement. Capital Market Securities-Listed (Mutual Fund) are valued considering the quoted market price and last disclosed NAV on March 31, 2022 by the methodology provided by BSEC vide directive no. SEC/CMRRCD/2009/193 /172 dated June 30, 2015.



NR

RACE FINANCIAL INCLUSION UNIT FUND
Notes to the Financial Statements
For the period ended March 31, 2022

		Amount in Taka		
		31-Mar-2022		
Investment at Fair Value				
Capital Market Securities-Listed	1.01		113,476,637	
			113,476,637	
01.01 Capital Market Securities-Listed:				
Sector/Category	Amount in Taka			
	No. of Shares	Cost Value	Fair Value (31 Mar 2022)	Required (Provision) / Excess
Bank	957,415	12,615,838	12,504,603	(111,236)
Corporate Bond	160	164,589	166,960	2,371
Food and Allied	21,156	14,552,675	13,710,702	(841,973)
Miscellaneous	305	546,353	534,848	(11,505)
Pharma	79,445	86,323,101	86,559,525	236,424
Total	1,058,481	114,202,555	113,476,637	(725,918)
(Net Provision)/Unrealized Gain Taken			(725,918)	
02.00 Dividend Receivables :				
BATBC			308,340	
			308,340	
03.00 Interest Receivable :				
Interest Receivable from Bank Accounts			920,570	
			920,570	
04.00 Receivable from Brokerhouse :				
Receivable from sundry securities			124,352,340	
			124,352,340	
05.00 Cash and Cash Equivalents :				
<i>Operation Accounts :</i>				
Bank Asia-62036000025			26,824,769	
<i>Dividend & IPO Accounts :</i>				
NRB Bank-1022050106123			-	
Southeast Bank-008313500000069			-	
			26,824,769	
06.00 Preliminary and issue expenses :				
Opening Balance			3,607,210	
Less: Amortisation During the Period			100,161	
			3,507,049	
07.00 Accounts Payable :				
Management Fee			706,507	
Trustee Fee			65,745	
Preliminary Expenses Payable			3,279,280	
Printing Publication & Other Expenses			250,000	
Tax & VAT Payable			187,755	
			4,489,286	



31-Mar-2022

08.00 Distributable Dividend Capacity

Retained earning opening	-
Dividend Paid for 2020-2021	-
Profit for the period	14,900,419
a.Total Distributable Dividend Capacity	<u>14,900,419</u>
b. Fund Capital	250,000,000
(a/b)Distributable Dividend Capacity	<u><u>5.96%</u></u>

9.00 Net Asset Value (NAV)

Total Net Assets Value at Cost	265,626,338
Number of unit	25,000,000
Per Unit NAV at cost	<u><u>10.63</u></u>
a.Total Net Assets Value at Cost	265,626,338
b. (Unrealised loss) or Unrealised Gain (note 1.05)	(725,918)
Total Net Assets Value at Fair Value (a+b)	<u>264,900,419</u>
Number of unit	25,000,000
Per Unit NAV at fair value	<u><u>10.60</u></u>

31-Mar-2022

10.00 Interest Income :

Interest Income from Banks	1,148,318
	<u><u>1,148,318</u></u>

11.00 Printing Publication & IPO Expenses

Publication of Reports & Periodicals Expenses	275,000
	<u><u>275,000</u></u>

12.00 Earnings Per Unit (EPU)

Net profit after (provision)/writeback of unrealise loss	14,900,419
Number of unit	25,000,000
EPU	<u><u>0.60</u></u>

R